COVID-19 Safety Plan Addendum
Effective 6/1/20

Parents and Staff must sign the enclosed acknowledgement form indicating that they have received, read, understand and will abide by the guidelines and protocols outlined herein. Staff will receive training on the policies outlined below.

Over the past few months, in conjunction with guidelines from the CDC, the NY State Department of Health and in collaboration with Early Childhood program leaders across Brooklyn, the following changes are being put into action to ensure the health and safety of the children, the families and the staff.

This document is intended to set forth expectations of procedure and policy during this evolving health crisis. If at any point revised information becomes available from the CDC or licensing bodies, the addendum can and should be amended to reflect the most up to date guidance possible.

Training

All staff will be trained prior to reopening, and ongoing as new information is released, on all things related to coronavirus.

Staff members will be trained to have a working knowledge of the origins, progression, testing, prevention and treatment of COVID-19. Staff will be educated on the CDC guidelines for social distancing, cleaning and disinfecting protocols and response protocols.

Intensify Cleaning and Disinfecting Protocols

Programs will ensure adherence to hygiene ad cleaning and disinfection requirements as advised by the CDC and DOH, including "Guidance for Cleaning and Disinfecting of Public and Private Facilities for COVID-19," and "Stop the Spread" poster.

Cleaning logs will be maintained that include the date, time and scope of cleaning and disinfection. (See attachment A)

Hand Washing

- All staff and children must perform hand hygiene immediately upon entering the facility.
- Proper hand washing signs will be posted in all bathrooms and near all sinks. (See attachment B)
- Hand washing will be required during the following times and when hands are visibly soiled:
    - Upon arrival to the facility
    - Before and After eating
    - Before and After caring for someone at home who is sick
    - Before and After treating a cut or wound
    - Before leaving the program at the end of the day
    - Between program activities
    - After using the toilet

    - After changing diapers or cleaning up a child who has used the toilet
    - After blowing your nose, coughing, or sneezing
    - After touching an animal, animal feed, or animal waste
    - After touching garbage
    - After returning to the facility from outside
- Hand sanitizer will be readily available throughout common areas to be used when hand washing is not available or practical.
    - Alcohol based hand sanitizer must contain at last 60% alcohol.

Cleaning, Sanitizing and Disinfecting Shared Spaces and Materials

- All staff will wear disposable gloves to clean and disinfect.
- Clean using soap and water to reduce germs, dirt and impurities; disinfect to kill germs.
- High use surfaces cleaned and disinfected frequently and full cleaning and disinfecting at end of each day

ITEM	SCHEDULE
Countertops	Before and After Each Use
Tables	Before and After Each Use
Door knobs, cabinet handles, light switches	After drop-off, after lunch, prior to pick-up
Floors	Daily
Bathrooms	Daily
Toys	At end of day

- Toys will be utilized on a rotating basis and cleaned and sanitized between usage.
- Toys that cannot be cleaned (ie. Soft toys, dress up clothing), will not be used.
- Children's books, like other paper-based materials such as mail or envelopes, are not considered a high risk for transmission and do not need additional cleaning or disinfection procedures.
- Toys from home are not permitted at school at this time.
- Cleaning schedules will posted and adhered to. (See attachment C)

Nap Materials

- All children must provide their own nap sheet and blanket.
- Nap materials will be kept in an individual bag/container so at not to come into contact with another child's belongings.
- Nap sheets and blankets <u>must</u> be brought home and laundered at the end of each week.
- Sharing of nap materials is strictly prohibited.
- Nap mats are cleaned and sanitized daily. Each child will have their own designated nap mat labeled with their name.

Diapering/Toileting

- All staff must wear disposable gloves when changing a diaper or assisting a child with toileting. Children and staff must wash hands after diapering/toileting and the area must be cleaned and disinfected. (See attachment D)

Outdoor Areas

- Individual classrooms (comprised of no more than 10 children) shall use the playground at separate times. The CDC states that "the targeted use of disinfectants can be done effectively, efficiently and safely on outdoor hard surfaces and objects frequently touched by multiple people." The following guidelines will be adhered to:
    - Disinfect hard surfaces on playgrounds between uses by different groups of children or when bodily secretions get on surfaces.
    - Children shall wash hands before and after using the playground.
    - Hand sanitizer shall be available for use if a child sneezes, blows their nose, etc.
    - Trash receptacle will be available for disposal of soiled tissues, gloves used during sanitizing, etc.
    - Areas or structures that might be hard to clean will be avoided.

Social Distancing at School/Use of Personal Protective Equipment (PPE)

Staff

- All staff should maintain a distance of at least six feet from other employees at all times, unless safety or the core activity requires a shorter distance.
- Employees will wear face coverings whenever interacting with the children.
- Anytime that staff are less than six feet from one another, they must wear acceptable face coverings.
    - Facial coverings can include: disposable surgical masks, cloth masks or face shields.

Classes

- Groups/classes will be limited to 10 children.
- Classes will not be permitted to mix or use shared space at the same time.
- Teachers will be assigned to regular/static groups and will not comingle with other classes/groups.
- There must be a distance of at least 10 feet between groups at all times.
- There will be no floater teacher.
- Substitutes will only be utilized on an as needed basis.
- Children who nap at school will be placed 6 feet apart whenever possible and head-to-toe.

Families

- All guardians/caregivers must wear a face covering during pick-up and drop-off.
- Guardians/caregivers must maintain social distancing of 6ft outside of the entrance to school and limit gathering before and after drop off.
- Guardians/caregivers will not be permitted into the facility unless for an extenuating circumstance.
- Children are required to have a set of “indoor shoes” to be used only at school while indoors. Teachers will assist children in changing shoes upon arrival and prior to dismissal, and before and after any outdoor excursions.
- Families are required to provide their child with utensils for eating. There will be no shared eating supplies.

Social Distancing & Staggered Arrival/Dismissal

To limit exposure and reduce the number of visitors, drop off and pick up with take place at the main entrance of the facility. A Director will be available to conduct health screenings and welcome the child into school. A child’s teacher will then escort them to their classroom for hand washing.

A ***staggered drop-off and pick-up time*** for each class will be implemented.

Hand sanitizer with at least 60% alcohol will be placed next to parent sign-in sheets. Parents will be encouraged to bring their own pen to use for completing the sign in sheets.

	Drop off	**Half Day Dismissal**	**Regular Day Dismissal**	**After Care Dismissal**
2s Class	8:30 – 8:45am	11:45 am	2:30 - 2:45pm	5:30-5:45pm
3s Class	8:45 – 9:00am	12:00 pm	2:45 - 3:00pm	5:45-6:00
4s Class	9:00 - 9:15am	12:15 pm	3:00-3:15pm	5:45-6:00

For dismissals between 3:00-6:00pm, parents will line – up and physically distance themselves. They will ring the bell and announce arrival. When waiting for their child, they will wait away from the entrance so that another family can announce their arrival and ring the bell. Children will be escorted from their classroom to the entrance for pick-up. Families will wait for teacher to release children one-by-one.

Daily Health Screenings

Children and staff will be required to comply with daily health screens upon arrival to the facility. Screenings will consist of:

- Temperature checks (admittance will be denied for a temperature of 100.4 or higher)
- The following screening questions: (guardians/caregivers at drop off will be required to answer these questions on behalf of the child)
    - Have you experienced any COVID-19 symptoms in the past 14 days?
    - Have you tested positive to COVID-19 in the past 14 days?
    - Have you been in close contact with a confirmed or suspected case of COVID-19 in the past 14 days?
- Responses will be recorded on the sign-in sheet, reviewed and documented daily. (See attachment E)

Sick Policies for Staff and Children

In light of the Coronavirus outbreak, new guidelines are in place to protect the health and safety of children, families and staff.

Children and staff should stay home if they feel unwell. All members of our program (children and staff) should not return to school/work until they are symptom free for **48 hours** without the use of analgesics. This is an extension to the 24-hour removal from school. Parents and staff must disclose all symptoms of illness to the school, so that proper monitoring and tracking can ensue. Notification can be made by phone or email.

COVID Exposure Safety Protocol: Response Procedures for COVID-19 Symptoms or Exposure

Any confirmed or suspected exposure to COVID-19 occurring in a childcare center must immediately be reported to both DOHMH and the CDC.

Children or Staff Members who Develop Symptoms of COVID-19 while at the Facility

- If a child or staff member develops symptoms of COVID-19 while at the facility (e.g. fever of 100.4 or higher, cough, shortness of breath), immediately separate the person from the well people until the ill person can leave the facility. If the child has symptoms of COVID-19 (e.g. fever, cough, shortness of breath), the caregiver waiting with the child should remain as far away as safely possible from the child (preferably, 6 feet).
- If symptoms persist or worsen, they should call a health care provider for further guidance. Advise the employee or child's parent or caregiver to inform the facility immediately if the person is diagnosed with COVID-19. (See attachment F)

Cleaning and Disinfecting after a Suspected or Confirmed COVID-19 Case

- Close off areas used by a sick person and do not use these areas until after cleaning and disinfecting
- Wait at least 24 hours before cleaning and disinfecting. If 24 hours is not feasible, wait as long as possible. Ensure safe and correct use and storage of cleaning and disinfection products, including storing products securely away from children. All rooms and equipment used by the infected person, and persons potentially exposed to that person, should be cleaned and disinfected in accordance with CDC guidance. Centers uncertain about the extent of potential exposure shall clean and sanitize all rooms.

Notify Health Officials and Close Contacts

- In accordance with state and local laws and regulations, school administrators should notify local health officials, staff, and families immediately of any case of COVID-19 while maintaining confidentiality in accordance with the Americans with Disabilities Act (ADA).
- Inform those who have had close contact with a person diagnosed with COVID-19 to stay home and self-monitor for symptoms, and follow CDC guidance if symptoms develop.
- All children/staff sharing a room with the diagnosed COVID-19 person, must enter a 14 day quarantine period and monitor for symptoms. https://www.cdc.gov/coronavirus/2019-ncov/if-you-are-sick/quarantine-isolation.html

Decision of Length of Closure to Childcare Facility After Confirmed COVID

- Health officials will provide direction on whether a center should cease operations following the identification of a positive case in the facility. The duration may be dependent on staffing levels, outbreak levels in the community and severity of illness in the infected individual. Symptom free children and staff should not attend or work at another facility during the closure.

Returning to Child Care After COVID-19 Diagnosis or Exposure

- If a staff member or child contracts or is exposed to COVID-19, they cannot be admitted to a center again until the criteria for lifting transmission based precautions and home isolation have been met.
- Home isolation per CDC guidelines includes:
    - 14-day incubation period of self-isolation
    - Keep track of symptoms
    - Inform your doctor
    - See further guidelines here: https://www.cdc.gov/coronavirus/2019-ncov/if-you-are-sick/steps-when-sick.html
- Child/staff member may not return to school without a note of clearance from their physician.

Health and Safety Acknowledgement Form

I, _____, do hereby acknowledge that I have read, understood and will abide by the guidelines and practices outlined here the COVID-19 Health and Safety Plan Addendum.

_____ _____

Signature Date

_____ _____

Print Parent/Staff Name Child's Name

Wash Your Hands!

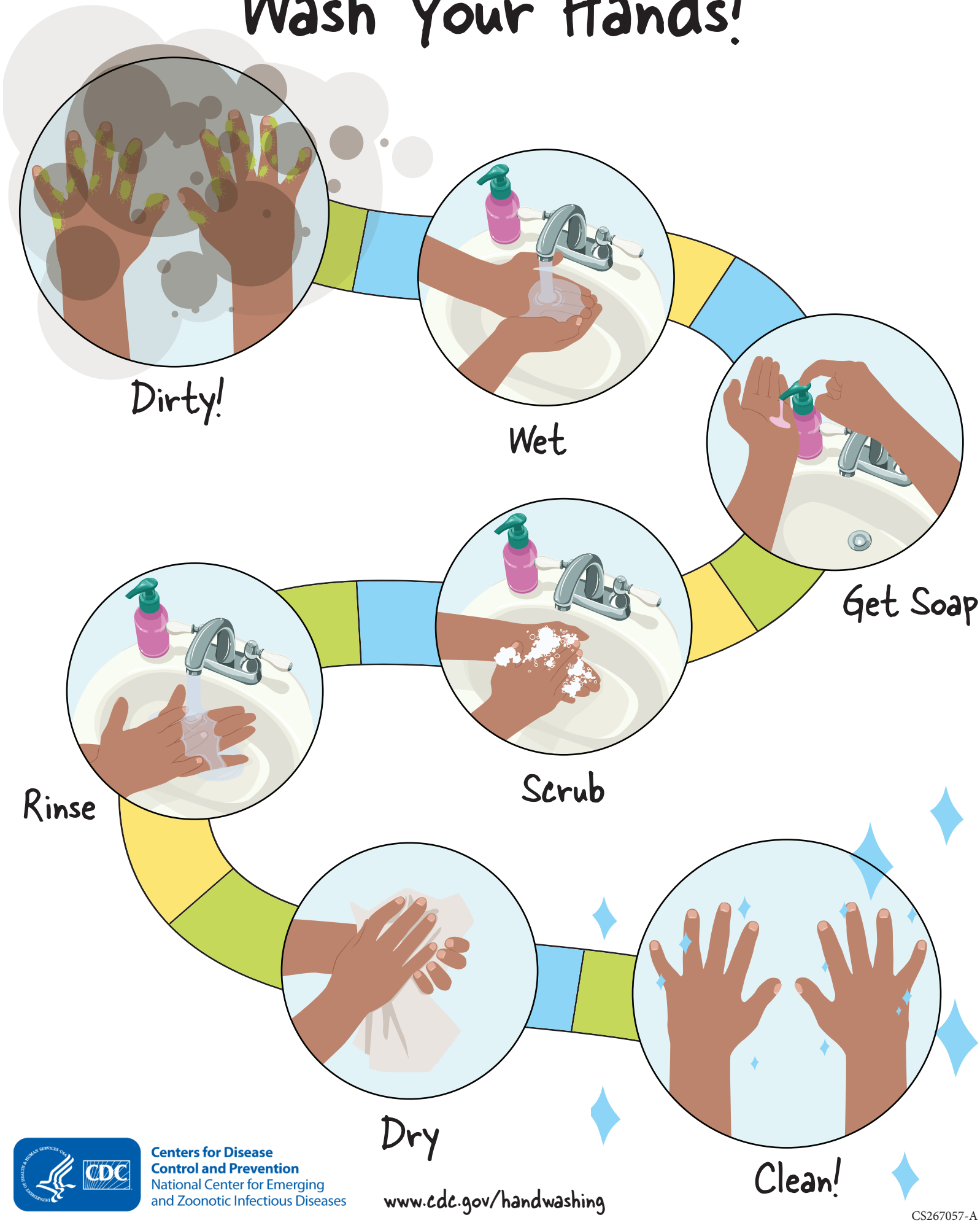

Centers for Disease Control and Prevention
National Center for Emerging and Zoonotic Infectious Diseases

www.cdc.gov/handwashing

CS267057-A

Safe and Healthy Diapering
to reduce the spread of germs

Keep a hand on the child for safety at all times!

1. PREPARE

- Cover the diaper changing surface with disposable liner.
- If you will use diaper cream, dispense it onto a tissue now.
- Bring your supplies (e.g., clean diaper, wipes, diaper cream, gloves, plastic or waterproof bag for soiled clothing, extra clothes) to the diapering area.



2. CLEAN CHILD

- Place the child on diapering surface and unfasten diaper.
- Clean the child's diaper area with disposable wipes. Always wipe front to back!
- Keep soiled diaper/clothing away from any surfaces that cannot be easily cleaned. Securely bag soiled clothing.



3. REMOVE TRASH

- Place used wipes in the soiled diaper.
- Discard the soiled diaper and wipes in the trash can.
- Remove and discard gloves, if used.

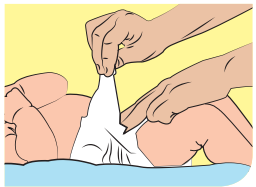

4. REPLACE DIAPER

- Slide a fresh diaper under the child.
- Apply diaper cream, if needed, with a tissue or a freshly gloved finger.
- Fasten the diaper and dress the child.

5. WASH CHILD'S HANDS

- Use soap and water to wash the child's hands thoroughly.
- Return the child to a supervised area.

6. CLEAN UP

- Remove liner from the changing surface and discard in the trash can.
- Wipe up any visible soil with damp paper towels or a baby wipe.
- Wet the **entire surface** with disinfectant; make sure you read and follow the directions on the disinfecting spray, fluid or wipe. Choose disinfectant appropriate for the surface material.

7. WASH YOUR HANDS

- Wash your hands thoroughly with soap and water.

Centers for Disease Control and Prevention
National Center for Emerging and Zoonotic Infectious Diseases

CS251744

Prevent the spread of COVID-19 if you are sick

Accessible version: https://www.cdc.gov/coronavirus/2019-ncov/if-you-are-sick/steps-when-sick.html

If you are sick with COVID-19 or think you might have COVID-19, follow the steps below to help protect other people in your home and community.

Stay home except to get medical care.

- **Stay home.** Most people with COVID-19 have mild illness and are able to recover at home without medical care. Do not leave your home, except to get medical care. Do not visit public areas.
- **Take care of yourself.** Get rest and stay hydrated.
- **Get medical care when needed.** Call your doctor before you go to their office for care. But, if you have trouble breathing or other concerning symptoms, call 911 for immediate help.
- **Avoid public transportation,** ride-sharing, or taxis.

Separate yourself from other people and pets in your home.

- **As much as possible, stay in a specific room** and away from other people and pets in your home. Also, you should use a separate bathroom, if available. If you need to be around other people or animals in or outside of the home, wear a cloth face covering.
  - See COVID-19 and Animals if you have questions about pets: https://www.cdc.gov/coronavirus/2019-ncov/faq.html#COVID19animals

Monitor your symptoms.

- **Common symptoms of COVID-19 include fever and cough.** Trouble breathing is a more serious symptom that means you should get medical attention.
- **Follow care instructions from your healthcare provider and local health department.** Your local health authorities will give instructions on checking your symptoms and reporting information.

If you develop **emergency warning signs** for COVID-19 get **medical attention immediately.**

Emergency warning signs include*:

- Trouble breathing
- Persistent pain or pressure in the chest
- New confusion or not able to be woken
- Bluish lips or face

*This list is not all inclusive. Please consult your medical provider for any other symptoms that are severe or concerning to you.

Call 911 if you have a medical emergency. If you have a medical emergency and need to call 911, notify the operator that you have or think you might have, COVID-19. If possible, put on a facemask before medical help arrives.

Call ahead before visiting your doctor.

- **Call ahead.** Many medical visits for routine care are being postponed or done by phone or telemedicine.
- **If you have a medical appointment that cannot be postponed, call your doctor's office.** This will help the office protect themselves and other patients.

If you are sick, wear a cloth covering over your nose and mouth.

- **You should wear a cloth face covering over your nose and mouth** if you must be around other people or animals, including pets (even at home).
- You don't need to wear the cloth face covering if you are alone. If you can't put on a cloth face covering (because of trouble breathing for example), cover your coughs and sneezes in some other way. Try to stay at least 6 feet away from other people. This will help protect the people around you.

Note: During the COVID-19 pandemic, medical grade facemasks are reserved for healthcare workers and some first responders. You may need to make a cloth face covering using a scarf or bandana.

cdc.gov/coronavirus

CS 316120-A 04/17/2020

Cover your coughs and sneezes.

- **Cover your mouth and nose** with a tissue when you cough or sneeze.
- **Throw used tissues** in a lined trash can.
- **Immediately wash your hands** with soap and water for at least 20 seconds. If soap and water are not available, clean your hands with an alcohol-based hand sanitizer that contains at least 60% alcohol.

Clean your hands often.

- **Wash your hands often** with soap and water for at least 20 seconds. This is especially important after blowing your nose, coughing, or sneezing; going to the bathroom; and before eating or preparing food.
- **Use hand sanitizer** if soap and water are not available. Use an alcohol-based hand sanitizer with at least 60% alcohol, covering all surfaces of your hands and rubbing them together until they feel dry.
- **Soap and water are the best option**, especially if your hands are visibly dirty.
- **Avoid touching** your eyes, nose, and mouth with unwashed hands.

Avoid sharing personal household items.

- **Do not share** dishes, drinking glasses, cups, eating utensils, towels, or bedding with other people in your home.
- **Wash these items thoroughly after using them** with soap and water or put them in the dishwasher.

Clean all "high-touch" surfaces everyday.

- **Clean and disinfect** high-touch surfaces in your "sick room" and bathroom. Let someone else clean and disinfect surfaces in common areas, but not your bedroom and bathroom.
- **If a caregiver or other person needs to clean and disinfect** a sick person's bedroom or bathroom, they should do so on an as-needed basis. The caregiver/other person should wear a mask and wait as long as possible after the sick person has used the bathroom.

High-touch surfaces include phones, remote controls, counters, tabletops, doorknobs, bathroom fixtures, toilets, keyboards, tablets, and bedside tables.

- **Clean and disinfect areas that may have blood, stool, or body fluids on them.**
- **Use household cleaners and disinfectants.** Clean the area or item with soap and water or another detergent if it is dirty. Then use a household disinfectant.
  - Be sure to follow the instructions on the label to ensure safe and effective use of the product. Many products recommend keeping the surface wet for several minutes to ensure germs are killed. Many also recommend precautions such as wearing gloves and making sure you have good ventilation during use of the product.
  - Most EPA-registered household disinfectants should be effective.

How to discontinue home isolation

- People **with COVID-19 who have stayed home (home isolated)** can stop home isolation under the following conditions:
  - ***If you will not have a test*** to determine if you are still contagious, you can leave home after these three things have happened:
    - You have had no fever for at least 72 hours (that is three full days of no fever without the use of medicine that reduces fevers)

      AND
    - other symptoms have improved (for example, when your cough or shortness of breath has improved)

      AND
    - at least 7 days have passed since your symptoms first appeared.
  - ***If you will be tested*** to determine if you are still contagious, you can leave home after these three things have happened:
    - You no longer have a fever (without the use of medicine that reduces fevers)

      AND
    - other symptoms have improved (for example, when your cough or shortness of breath has improved)

      AND
    - you received two negative tests in a row, 24 hours apart. Your doctor will follow CDC guidelines.

In all cases, follow the guidance of your healthcare provider and local health department. The decision to stop home isolation should be made in consultation with your healthcare provider and state and local health departments. Local decisions depend on local circumstances.

Recommended Cleaning Schedule for Child Care (Attachment C)

Task	Sanitize	Disinfect	Daily	Weekly	Before and After Each Use	Comments
CHILD AREAS						
Door & cabinet handles		X	X			At the end of the day
Mouthed Toys	X				X	Removed from use after it has been in contact with mouth, then cleaned and sanitized prior to reuse.
Pacifiers	X		X			Should be cleaned with soap and water between uses by same child. Sanitized either by boiling in hot water or washing in dishwasher once daily. Pacifiers should never be shared.
Cloth toys and dress-up clothes	X		X			Sanitized with bleach according to equipment manufacturer's instructions or washed above 140ºF.
Hats and Helmets	X		X		X	After Each Child's use
Infant and toddler toys	X		X			
Preschool and school age toys	X		X			Site specific cleaning schedule must be developed and followed.
Upholstered furniture			X			Vacuum daily when children are not present. Clean as needed using a carpet shampoo machine, or steam cleaner. For infant rooms, clean at least once per month.
Garbage cans		X	X			
Rugs and Carperts			X			Vacuum daily when children are not present. Clean as needed using a carpet shampoo machine or steam cleaner. For infant rooms, clean at least once per month.
Floors			X			Sweep or vacuum, then sanitize
Floor surfaces with bodily fluids		X	X			Children should be moved from area contaminated prior to cleaning and disinfecting with either high heat or an EPA registered product. Children should not return to carpeted areas until dry
SLEEPING AREAS						
Cribs, cots, mattresses, & mats	X		X			Clean and sanitize before use by different child.
Laundry - Bedding: sheets, blankets, sleep sacks, etc.	X			X		Should be done on-site or by a commercial service (i.e. not washed in a private home). Sanitized with bleach according to equipment manufacturer's instructions or washed above 140ºF
TOILETING AND DIAPER AREA						
Handwashing sinks, counters, toilets, toilet handles, & floors		X	X			Clean immediately if visibly soiled.
Changing tables		X			X	After each use
Potty chairs		X			X	After each use
Diaper trash cans		X	X			Emptied through out the day
Bathroom Floors		X	X			Disinfectant is not used on floors when children are present.
FOOD						
Refrigerator/ freezer	X			X		
Eating utensils, bottles, & dishes	X				X	After each use
Kitchen counters	X				X	
Food preparation surfaces	X				X	
Food preparation sinks	X		X			
Kitchen equipment: blenders, can openers, pots & pans, cutting boards	X				X	After each use
Tables & high chair trays	X				X	
High chairs	X		X			
Kitchen Floors	X		X			Swept, washed, rinsed and sanitized

Task	Sanitize	Disinfect	Daily	Weekly	Before and After Each Use	Comments
Other cleaning Items						
Mops		X	X			Cleaned, rinsed and disinfected in utility sink. Air dried in an area with ventilation to the outside & inaccessible to children
Laundry - Bibs & burp cloths	X				X	Sanitized with bleach according to equipment manufacturer's instructions or washed above 140ºF.
Spray bottles of soap, rinse water & bleach solutions		X	X			See bleach solution preparation procedure above for where to clean bottles

The 3-Step Method is 1. WASH, 2. RINSE, and 3. SANITIZE or DISINFECT

• Sanitizing solution is used to reduce germs from surfaces but not totally get rid of them. Sanitizers reduce the germs from surfaces to levels that are considered safe. The sanitizing 3- step method is most often used for food surfaces, kitchens, and classrooms.

• Disinfecting solution is used to destroy or inactivate germs and prevent them from growing. Disinfectants are regulated bythe U.S. Environmental Protection Agency (EPA). The disinfecting 3- step method is most often used for body fluids and bathrooms/diapering areas

***At times it may be necessary to clean, rinse, and sanitize/disinfect more frequently**

Attachment A

CLEANING LOG	Date	Time	Scope (C, D, S)*	Date	Time	Scope (C, D, S)*	Date	Time	Scope (C, D, S)*	Date	Time	Scope (C, D, S)*	Date	Time	Scope (C, D, S)*	Date	Time	Scope (C, D, S)*
CHILD AREAS																		
Door & cabinet handles																		
Mouthed Toys																		
Pacifiers																		
Cothe toys and dess-up clothes																		
Hats and Helmets																		
Infant and toddler toys																		
Preschool and school age toys																		
Upholstered furniture																		
Garbage cans																		
Rugs and Carpets																		
Floors																		
Floor surfaces and bodily fluids																		
SLEEPING AREAS																		
Cribs, cots, mattresses, & mats																		
Laundry - Bedding, sheets, blankets, sleep sacks, etc.																		
TOILETING AND DIAPER AREA																		
Handwashing sinks,counters, toilets, toilet handles, & floors																		
Changing tables																		
Potty chairs																		
Diaper trash cans																		
Bathroom Floors																		
FOOD																		
Refrigerator freezer																		
Eating utensils, bottles, & dishes																		
Kitchen counters																		
Food preparation surfaces																		
Food preparation sinks																		
Kitchen equipment: blenders, can openers, pots & pans, cutting boards																		
Tables & high chair trays																		
High chairs																		
Kitchen Floors																		
OTHER CLEANING ITEMS																		
Mops																		
Laundry - Bibs & burp cloths																		
Spray bottles of soap, rinse water & beach solutions																		

*C = CLEAN
*S = SANITIZE
*D = DISINFECT

Attachment E

Daily Log of Child and Staff Entry Health Screenings and Attendance

Complete the checklist below for each staff member and child prior to entering or being admitted to the center each day. Some information recorded will be required when completing your online "Daily Report."

Date:

License ID:

Center Name:

Name	Staff	Age 0 to Under 2.5	Age 2.5 to 5	Age 6 to 13	Temp, Upon Arrival (Exclude if 100.4 or Higher)	Fever Reducing Medication Administered?	Close Contact with Anyone Diagnosed with COVID-19 in the Past 14 Days?	Child/Staff Symptoms(s)?		Household Member Symptom(s)?		Excluded?
								Cough, Shortness of Breath, Trouble Breathing	(at Least 2) Headache, Fever, Muscle Pain, Chills, Repeated Shaking with Chills, New Loss of Taste or Smell	Cough, Shortness of Breath, Trouble Breathing	(at Least 2) Headache, Fever, Muscle Pain, Chills, Repeated Shaking with Chills, New Loss of Taste or Smell	
						☐No ☐Yes	☐No ☐Yes	☐No ☐Yes	☐No ☐Yes	☐No ☐Yes	☐No ☐Yes	☐No ☐Yes
						☐No ☐Yes	☐No ☐Yes	☐No ☐Yes	☐No ☐Yes	☐No ☐Yes	☐No ☐Yes	☐No ☐Yes
						☐No ☐Yes	☐No ☐Yes	☐No ☐Yes	☐No ☐Yes	☐No ☐Yes	☐No ☐Yes	☐No ☐Yes
						☐No ☐Yes	☐No ☐Yes	☐No ☐Yes	☐No ☐Yes	☐No ☐Yes	☐No ☐Yes	☐No ☐Yes
						☐No ☐Yes	☐No ☐Yes	☐No ☐Yes	☐No ☐Yes	☐No ☐Yes	☐No ☐Yes	☐No ☐Yes
						☐No ☐Yes	☐No ☐Yes	☐No ☐Yes	☐No ☐Yes	☐No ☐Yes	☐No ☐Yes	☐No ☐Yes
						☐No ☐Yes	☐No ☐Yes	☐No ☐Yes	☐No ☐Yes	☐No ☐Yes	☐No ☐Yes	☐No ☐Yes
						☐No ☐Yes	☐No ☐Yes	☐No ☐Yes	☐No ☐Yes	☐No ☐Yes	☐No ☐Yes	☐No ☐Yes
						☐No ☐Yes	☐No ☐Yes	☐No ☐Yes	☐No ☐Yes	☐No ☐Yes	☐No ☐Yes	☐No ☐Yes
						☐No ☐Yes	☐No ☐Yes	☐No ☐Yes	☐No ☐Yes	☐No ☐Yes	☐No ☐Yes	☐No ☐Yes
						☐No ☐Yes	☐No ☐Yes	☐No ☐Yes	☐No ☐Yes	☐No ☐Yes	☐No ☐Yes	☐No ☐Yes
						☐No ☐Yes	☐No ☐Yes	☐No ☐Yes	☐No ☐Yes	☐No ☐Yes	☐No ☐Yes	☐No ☐Yes
						☐No ☐Yes	☐No ☐Yes	☐No ☐Yes	☐No ☐Yes	☐No ☐Yes	☐No ☐Yes	☐No ☐Yes
						☐No ☐Yes	☐No ☐Yes	☐No ☐Yes	☐No ☐Yes	☐No ☐Yes	☐No ☐Yes	☐No ☐Yes
						☐No ☐Yes	☐No ☐Yes	☐No ☐Yes	☐No ☐Yes	☐No ☐Yes	☐No ☐Yes	☐No ☐Yes
						☐No ☐Yes	☐No ☐Yes	☐No ☐Yes	☐No ☐Yes	☐No ☐Yes	☐No ☐Yes	☐No ☐Yes
						☐No ☐Yes	☐No ☐Yes	☐No ☐Yes	☐No ☐Yes	☐No ☐Yes	☐No ☐Yes	☐No ☐Yes
						☐No ☐Yes	☐No ☐Yes	☐No ☐Yes	☐No ☐Yes	☐No ☐Yes	☐No ☐Yes	☐No ☐Yes
						☐No ☐Yes	☐No ☐Yes	☐No ☐Yes	☐No ☐Yes	☐No ☐Yes	☐No ☐Yes	☐No ☐Yes
						☐No ☐Yes	☐No ☐Yes	☐No ☐Yes	☐No ☐Yes	☐No ☐Yes	☐No ☐Yes	☐No ☐Yes
						☐No ☐Yes	☐No ☐Yes	☐No ☐Yes	☐No ☐Yes	☐No ☐Yes	☐No ☐Yes	☐No ☐Yes
						☐No ☐Yes	☐No ☐Yes	☐No ☐Yes	☐No ☐Yes	☐No ☐Yes	☐No ☐Yes	☐No ☐Yes
						☐No ☐Yes	☐No ☐Yes	☐No ☐Yes	☐No ☐Yes	☐No ☐Yes	☐No ☐Yes	☐No ☐Yes
						☐No ☐Yes	☐No ☐Yes	☐No ☐Yes	☐No ☐Yes	☐No ☐Yes	☐No ☐Yes	☐No ☐Yes
						☐No ☐Yes	☐No ☐Yes	☐No ☐Yes	☐No ☐Yes	☐No ☐Yes	☐No ☐Yes	☐No ☐Yes
Attendance Totals												Total Exclusions